



ELEPHANT STRUCTURES

QUALITY, CUSTOMER SERVICE & BEST PRICES!

Free Pricing Estimator Online at: WWW.CARPORT.COM



CARPORT BOXED EAVE ROOF


CALL NOW: (855) 227-7678

Monday - Friday, 8:30 to 7:00 Eastern; Saturday, 10:00 to 3:00; Sunday closed

#31214

18 X 26 CARPORT BOXED EAVE ROOF

CALL NOW TO ORDER!



If you have been looking for a way to protect your vehicles and equipment, look no further! This 18x26 Carport with a boxed eave roof is an affordable way to shield your valuables from inclement weather. The carport has total dimensions of 18' wide x 26' long x 7' tall. The storage space is separated into an 18' wide x 21' long open carport, and an 18' wide x 5' long enclosed utility shed. The open carport has plenty of space to store two cars or trucks, side by side. You can customize your boxed eave carport by adjusting the dimensions, features, and much more. The boxed eave roof looks great, without sacrificing any quality. It is a popular option due to its traditional look and ability to blend in with your current structures on your property. The roof has angled corners with overhangs on the sides. You choose your own colors for the roof, side walls, and building trim.

GET INSTANT PRICING ONLINE. PRICE MAY VARY BY ZIP CODE

WIDTH	LENGTH	HEIGHT	GARAGE DOOR	WALK-IN DOOR	WINDOWS
18	26	7	0	0	0


SQ FT 378
 CARS TWO CAR
 ROOF STYLE BOXED EAVE
 ROOF COLOR WHITE
 METAL TRIM WHITE
 CERTIFICATION OPTIONAL
 FRAME GAUGE 14 GAUGE
 WALL STYLE N/A
 WALL ORIENTATION HORIZONTAL
 WALL COLOR WHITE
 END STYLE CLOSED AT 5'
 END ORIENTATION N/A
 END COLOR N/A
 GARAGE DOORS 0
 ACCESS DOORS 0
 WINDOWS 0

18' WIDE x 26' LONG x 7' TALL

LAND/CEMENT FOUNDATION MUST BE LEVEL



- Cement should be 1 ft. shorter than roof length.
- Cement must be level and square from corner to corner.
- Return trip fees will apply if building is not installed.



In order to get the highest quality installation, we ask to have the site prepared and ready to go on the day of installation. There should be no electrical wires less than 15 feet above the peak height and confirm no underground utilities will be impacted by the installation process (must be 4' or more beneath the impacted areas for ground installation). Remember, all of our structures come with free installation and free delivery.


INSTALLATION SURFACES



GRASS



WOODEN
DECKING/DOCKS



GRAVEL



CONCRETE



DIRT

SCAN TO VIEW ONLINE



AVAILABLE PAINT COLOR CHOICES NOTE: ACTUAL COLORS MAY VARY



Barn Red



Burgundy



Brown



Forest Green



Beige



Sandstone



Tan



Galvalume



Clay



White



Dark Gray



Light Gray



Slate Blue

PRICES VARY ON LOCATION • FREE DELIVERY & FREE INSTALLATION!



SHOP ONLINE WITH INSTANT LOCAL PRICING AT WWW.CARPORT.COM