



ELEPHANT STRUCTURES

QUALITY, CUSTOMER SERVICE & BEST PRICES!

Free Pricing Estimator Online at: WWW.CARPORT.COM



DOUBLE WIDE CARPORT


CALL NOW: (855) 227-7678

Monday - Thursday, 8:30 to 9:00 Eastern, Friday 8:30 to 7:00, and Saturday 10:00 to 3:00.

#30759

CLEARANCE DOUBLE WIDE STEEL CARPORT

SAVE \$280 TODAY, CALL NOW!



This double wide steel carport is perfect for anyone looking for a metal building at a great price. This carport regularly retails for \$1355 or more, but you can save big today with **Elephant Structures**. Building specifications include dimensions of 20' wide x 26' long x 7' tall, a 14 gauge galvanized steel frame, and a strong boxed eave roof with 29 gauge panels. The carport provides plenty of space for two vehicles and has a black roof with black trim.

If you're looking for a steel carport at a great price, ask about our exclusive factory clearance building kits. These are second quality, 'scratch and dent' DIY kits ready for factory pick up, or to ship direct to your door – call for complete details. Save big on this double wide steel carport today, but hurry, only while supplies last!

GET INSTANT PRICING ONLINE. PRICE MAY VARY BY ZIP CODE

WIDTH	LENGTH	HEIGHT	GARAGE DOOR	WALK-IN DOOR	WINDOWS
20	26	7	0	0	0

ROOF STYLE BOXED EAVE
 ROOF COLOR BLACK
 METAL TRIM BLACK
 CERTIFICATION AVAILABLE UPGRADE
 FRAME GAUGE 14 GAUGE
 WALL STYLE OPEN
 WALL ORIENTATION N/A
 WALL COLOR N/A
 END STYLE OPEN
 END ORIENTATION N/A
 END COLOR N/A
 GARAGE DOORS OPTIONAL
 ACCESS DOORS OPTIONAL
 WINDOWS OPTIONAL

20' WIDE x 26' LONG x 7' TALL

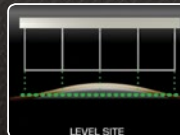
AVAILABLE PAINT COLOR CHOICES NOTE: ACTUAL COLORS MAY VARY



LAND/CEMENT FOUNDATION MUST BE LEVEL



- Cement should be 1 ft. shorter than roof length.
- Cement must be level and square from corner to corner.
- Return trip fees will apply if building is not installed.



In order to get the highest quality installation, we ask to have the site prepared and ready to go on the day of installation. There should be no electrical wires less than 15 feet above the peak height and confirm no underground utilities will be impacted by the installation process (must be 4' or more beneath the impacted areas for ground installation). Remember, all of our structures come with free installation and free delivery.


INSTALLATION SURFACES



GRASS



WOODEN
DECKING/DOCKS



GRAVEL



CONCRETE



DIRT

SCAN TO VIEW ONLINE



PRICES VARY ON LOCATION • FREE DELIVERY & FREE INSTALLATION!



SHOP ONLINE WITH INSTANT LOCAL PRICING AT WWW.CARPORT.COM